

Data sheet

Panel PC PPC021 CE (67S-PNJ0-EB)

Technical data

Order no.	67S-PNJ0-EB
Type	Panel PC PPC021 CE


General information

Note	-
Features	Processor: Intel Atom D2550 dualcore @1.86 GHz Work memory: 2 GB Operating system and user memory: 2 GB Memory card plug-in place: CFast Interfaces: 2x Ethernet (10/100/1000), 4x USB 2.0, 2x serial (RS232,RS422/RS485), Audio out Display: 21.5" Incl. operating system Windows Embedded Standard 7 and Runtime Movicon CE Standard


Display

Display size (diagonal)	21.5 "
Display size (width)	478 mm
Display size (height)	269 mm
Resolution	1920 x 1080
Aspect ratio	16:9
Type of display	TFT color (16.7M colors)
MTBF Backlights (25°C)	50000 h

System properties

Processor	Intel Atom Dualcore 1.86 GHz
Operating system	Windows embedded Compact 7
User software	Movicon 11 CE Standard
Work memory	2 GB
User memory	2 GB
Available memory (user data)	1200 MB
SD/MMC Slot	-
CF Card Slot Typ II	-
CFast Slot	

Time

Real-time clock buffered	
Clock buffered period (min.)	4 y
Type of buffering	lithium battery
Load time for 50% buffering period	-
Load time for 100% buffering period	-
Accuracy (max. deviation per day)	10 s


Operating controls

Touchscreen	PCAP
Touch function	Dual Touch
Keyboard	external via USB
Mouse	external via USB

Interfaces

MPI, PROFIBUS-DP	-
MPI, PROFIBUS-DP connector	-
Serial, COM1	RS232 / RS422 / RS485
COM1 connector	Sub-D, 9-pin, male
Serial, COM2	RS232 / RS422 / RS485
COM2 connector	Sub-D, 9-pin, male
Number of USB-A interfaces	4
USB-A connector	USB-A (host)
Number of USB-B interfaces	-
USB-B connector	-
Number of ethernet interfaces	2
Ethernet	Ethernet 10/100/1000 MBit
Ethernet connector	2 x RJ45
Integrated ethernet switch	-
Video connectors	VGA SubD HD15
Audio connections	Line out, stereo jack 3.5 mm

Technical data power supply

Power supply (rated value)	DC 24 V
Power supply (permitted range)	DC 20.4...28.8 V
Reverse polarity protection	
Current consumption (no-load operation)	1.2 A
Current consumption (rated value)	1.3 A
Inrush current	1.3 A
I ² t	0.35 A ² s
Power loss	32 W

Status information, alarms, diagnostics

Supply voltage display	none
------------------------	------

Mechanical data

Housing / Protection type

Material	coated aluminium steel plate
Mounting	via integrated pivoted lever
Protect type front side	IP 65
Protect type back side	IP 20

Dimensions

Front panel	562.4 mm x 382.4 mm x 6.7 mm
Rear panel	542 mm x 362 mm x 54.2 mm

Installation cut-out

Width	547 mm
Height	367 mm
Minimum	3 mm
Maximum front panel thickness	12 mm
Weight	9.1 kg

Environmental conditions

Operating temperature	0 °C to 50 °C
Storage temperature	-20 °C to 75 °C

Certifications

UL508 certification	yes
---------------------	-----