



## Data sheet

Touch Panel TP 615LC+ (62P-NHC0-CB)


### Technical data

<b>Order no.</b>	<b>62P-NHC0-CB</b>
Type	Touch Panel TP 615LC+
<b>General information</b>	
Note	-
Features	15", TFT, 1024x768 pixel Cortex-A8 processor, 1000MHz 256 MB work memory, 128 MB user memory RS232, RS232/RS422/485, USB-A, 2x Ethernet RJ45 (MPI/DP interface optional available) Windows Embedded CE 6.0 Professional, Runtime Movicon CE Standard
<b>Display</b>	
Display size (diagonal)	15 "
Display size (width)	304 mm
Display size (height)	228 mm
Resolution	768 x 1024 / 1024 x 768
Aspect ratio	4:3
Type of display	TFT color (64K colors)
MTBF Backlights (25°C)	50000 h
<b>System properties</b>	
Processor	Cortex-A8 1000 MHz
Operating system	Windows CE 6.0 Prof.
User software	Movicon 11 CE Standard
Work memory	256 MB
User memory	128 MB
Available memory (user data)	50 MB
SD/MMC Slot	
CF Card Slot Typ II	-
CFast Slot	-
<b>Time</b>	
Real-time clock buffered	
Clock buffered period (min.)	26 w
Type of buffering	Manganese Rechargeable Lithium Battery
Load time for 50% buffering period	5 h
Load time for 100% buffering period	24 h
Accuracy (max. deviation per day)	2 s
<b>Operating controls</b>	
Touchscreen	resistive
Touch function	Single Touch
Keyboard	external via USB
Mouse	external via USB

## Interfaces

MPI, PROFIBUS-DP	optional
MPI, PROFIBUS-DP connector	-
Serial, COM1	RS232
COM1 connector	Sub-D, 9-pin, male
Serial, COM2	RS232 / RS422 / RS485
COM2 connector	Sub-D, 25-pin, female
Number of USB-A interfaces	1
USB-A connector	USB-A (host)
Number of USB-B interfaces	-
USB-B connector	-
Number of ethernet interfaces	2
Ethernet	Ethernet 10/100 MBit
Ethernet connector	RJ45
Integrated ethernet switch	-
Video connectors	-
Audio connections	-

## Technical data power supply

Power supply (rated value)	DC 24 V
Power supply (permitted range)	DC 20.4...28.8 V
Reverse polarity protection	
Current consumption (no-load operation)	0.24 A
Current consumption (rated value)	2.46 A
Inrush current	85 A
I <sup>2</sup> t	0.37 A <sup>2</sup> s
Power loss	27 W

## Status information, alarms, diagnostics

Supply voltage display	none
------------------------	------

## Mechanical data

### Housing / Protection type

Material	aluminum, galvanized steel
Mounting	mounting clips
Protect type front side	IP 65
Protect type back side	IP 20

### Dimensions

Front panel	400 mm x 310 mm x 6 mm
Rear panel	367 mm x 289 mm x 50 mm

### Installation cut-out

Width	368 mm
Height	290 mm
Minimum	2.5 mm
Maximum front panel thickness	6 mm
Weight	4900 g

### Environmental conditions

Operating temperature	0 °C to 50 °C
Storage temperature	-20 °C to 60 °C

### Certifications

UL508 certification	yes
---------------------	-----