




Data sheet




SM 334 (334-0KE00)

Technical data

Order no.	334-0KE00
Type	SM 334
General information	
Note	-
Features	4 inputs, 2 outputs Configurable Resistance Voltage 0...10 V
SPEED-Bus	-
Current consumption/power loss	
Current consumption from backplane bus	95 mA
Power loss	2 W
Technical data analog inputs	
Number of inputs	4
Cable length, shielded	100 m
Rated load voltage	DC 24 V
Reverse polarity protection of rated load voltage	-
Current consumption from load voltage L+ (without load)	40 mA
Voltage inputs	
Min. input resistance (voltage range)	100 kOhm
Input voltage ranges	0 V ... +10 V
Operational limit of voltage ranges	+/-0.7%
Operational limit of voltage ranges with SFU	-
Basic error limit voltage ranges	+/-0.5%
Basic error limit voltage ranges with SFU	-
Destruction limit current	-
Current inputs	-
Max. input resistance (current range)	-
Input current ranges	-
Operational limit of current ranges	-
Operational limit of current ranges with SFU	-
Basic error limit current ranges	-
Radical error limit current ranges with SFU	-
Destruction limit current inputs (electrical current)	-
Destruction limit current inputs (voltage)	-
Resistance inputs	
Resistance ranges	10000 Ohm
Operational limit of resistor ranges	+/-3.5%
Operational limit of resistor ranges with SFU	-
Basic error limit	+/-2.8%
Basic error limit with SFU	-
Destruction limit resistance inputs	-

Resistance thermometer inputs	
Resistance thermometer ranges	Pt100
Operational limit of resistance thermometer ranges	+/-0.1%
Operational limit of resistance thermometer ranges with SFU	-
Basic error limit thermoresistor ranges	+/-0.8%
Basic error limit thermoresistor ranges with SFU	-
Destruction limit resistance thermometer inputs	-
Thermocouple inputs	-
Thermocouple ranges	-
Operational limit of thermocouple ranges	-
Operational limit of thermocouple ranges with SFU	-
Basic error limit thermoelement ranges	-
Basic error limit thermoelement ranges with SFU	-
Destruction limit thermocouple inputs	-
Programmable temperature compensation	-
External temperature compensation	-
Internal temperature compensation	-
Internal temperature compensation	-
Technical unit of temperature measurement	-
Resolution in bit	12
Measurement principle	Sigma-Delta
Basic conversion time	350 ms
Noise suppression for frequency	50 Hz/60 Hz
Initial data size	8 Byte

Technical data analog outputs

Number of outputs	2
Cable length, shielded	100 m
Rated load voltage	DC 24 V
Reverse polarity protection of rated load voltage	
Current consumption from load voltage L+ (without load)	40 mA
Voltage output short-circuit protection	
Voltage outputs	
Min. load resistance (voltage range)	1 kOhm
Max. capacitive load (current range)	1 μ F
Max. inductive load (current range)	25 mA
Output voltage ranges	0 V ... +10 V
Operational limit of voltage ranges	+/-1%
Basic error limit voltage ranges	+/-0.8%
Destruction limit against external applied voltage	-
Current outputs	-
Max. in load resistance (current range)	-
Max. inductive load (current range)	-
Max. inductive load (current range)	-
Output current ranges	-
Operational limit of current ranges	-
Basic error limit current ranges	-
Destruction limit against external applied voltage	-

Settling time for ohmic load	0.8 ms
Settling time for capacitive load	0.8 ms
Settling time for inductive load	0.3 ms
Resolution in bit	12
Conversion time	0.5 ms per channel
Substitute value can be applied	-
Output data size	4 Byte

Status information, alarms, diagnostics

Status display	none
Interrupts	no
Process alarm	no
Diagnostic interrupt	no
Diagnostic functions	no
Diagnostics information read-out	none
Supply voltage display	none
Group error display	none
Channel error display	none

Isolation

Between channels	-
Between channels of groups to	-
Between channels and backplane bus	✓
Between channels and power supply	✓
Max. potential difference between circuits	-
Max. potential difference between inputs (Ucm)	DC 1 V
Max. potential difference between Mana and Mintern (Uiso)	DC 75 V/ AC 60 V
Max. potential difference between inputs and Mana (Ucm)	DC 1 V
Max. potential difference between inputs and Mintern (Uiso)	-
Max. potential difference between Mintern and outputs	-
Insulation tested with	DC 500 V

Datasizes

Input bytes	8
Output bytes	4
Parameter bytes	21
Diagnostic bytes	0

Housing

Material	PPE
Mounting	Rail System 300

Mechanical data

Dimensions (WxHxD)	40 mm x 125 mm x 120 mm
Weight	210 g

Environmental conditions

Operating temperature	0 °C to 60 °C
Storage temperature	-25 °C to 70 °C

Certifications

UL508 certification	yes
---------------------	-----
