


Data sheet

SM 231 (231-1BD70)

Technical data




Order no.	231-1BD70
Type	SM 231
General information	
Note	-
Features	4 input 12 bit Voltage +/-10 V Potential separated per channel
Current consumption/power loss	
Current consumption from backplane bus	280 mA
Power loss	1.4 W
Technical data analog inputs	
Number of inputs	4
Cable length, shielded	200 m
Rated load voltage	-
Current consumption from load voltage L+ (without load)	-
Voltage inputs	
Min. input resistance (voltage range)	83 kOhm
Input voltage ranges	-10 V ... +10 V
Operational limit of voltage ranges	-
Operational limit of voltage ranges with SFU	-
Basic error limit voltage ranges	-
Basic error limit voltage ranges with SFU	-
Destruction limit current	-
Current inputs	-
Max. input resistance (current range)	-
Input current ranges	-
Operational limit of current ranges	-
Operational limit of current ranges with SFU	-
Radical error limit current ranges with SFU	-
Radical error limit current ranges with SFU	-
Destruction limit current inputs (electrical current)	-
Destruction limit current inputs (voltage)	-
Resistance inputs	-
Resistance ranges	-
Operational limit of resistor ranges	-
Operational limit of resistor ranges with SFU	-
Basic error limit	-
Basic error limit with SFU	-
Destruction limit resistance inputs	-
Resistance thermometer inputs	-
Resistance thermometer ranges	-

Operational limit of resistance thermometer ranges	-
Operational limit of resistance thermometer ranges with SFU	-
Basic error limit thermoresistor ranges	-
Basic error limit thermoresistor ranges with SFU	-
Destruction limit resistance thermometer inputs	-
Thermocouple inputs	-
Thermocouple ranges	-
Operational limit of thermocouple ranges	-
Operational limit of thermocouple ranges with SFU	-
Basic error limit thermoelement ranges	-
Basic error limit thermoelement ranges with SFU	-
Destruction limit thermocouple inputs	-
Programmable temperature compensation	-
External temperature compensation	-
Internal temperature compensation	-
Internal temperature compensation	-
Technical unit of temperature measurement	-
Resolution in bit	12
Measurement principle	successive approximation
Basic conversion time	-
Noise suppression for frequency	-
Initial data size	8 Byte

Status information, alarms, diagnostics

Status display	none
Interrupts	no
Process alarm	no
Diagnostic interrupt	no
Diagnostic functions	no
Diagnostics information read-out	none
Supply voltage display	none
Group error display	none
Channel error display	none

Isolation

Between channels	
Between channels of groups to	1
Between channels and backplane bus	
Between channels and power supply	
Max. potential difference between circuits	DC 75 V/ AC 60 V
Max. potential difference between inputs (Ucm)	DC 75 V/ AC 60 V
Max. potential difference between Mana and Mintern (Uiso)	DC 75 V/ AC 60 V
Max. potential difference between inputs and Mana (Ucm)	-
Max. potential difference between inputs and Mintern (Uiso)	DC 75 V/ AC 60 V
Max. potential difference between Mintern and outputs	-
Insulation tested with	DC 500 V

Datasizes

Input bytes	8
-------------	---

Output bytes	0
Parameter bytes	3
Diagnostic bytes	0

Housing

Material	PPE / PA 6.6
Mounting	Profile rail 35 mm

Mechanical data

Dimensions (WxHxD)	25.4 mm x 76 mm x 88 mm
Weight	90 g

Environmental conditions

Operating temperature	0 °C to 60 °C
Storage temperature	-25 °C to 70 °C

Certifications

UL508 certification	yes
---------------------	-----