



## Data sheet

### EM 123 (123-4EJ01)

#### Technical data


<b>Order no.</b>	<b>123-4EJ01</b>
Type	EM 123
<b>General information</b>	
Note	-
Features	16 inputs/ 8 outputs DC 24 V
<b>Current consumption/power loss</b>	
Current consumption from backplane bus	70 mA
Power loss	4.5 W
<b>Technical data digital inputs</b>	
Number of inputs	16
Cable length, shielded	1000 m
Cable length, unshielded	600 m
Rated load voltage	-
Current consumption from load voltage L+ (without load)	-
Rated value	DC 24 V
Input voltage for signal "0"	DC 0...5 V
Input voltage for signal "1"	DC 15...28.8 V
Input voltage hysteresis	-
Frequency range	-
Input resistance	-
Input current for signal "1"	7 mA
Connection of Two-Wire-BEROs possible	
Max. permissible BERO quiescent current	1.5 mA
Input delay of "0" to "1"	3 ms
Input delay of "1" to "0"	3 ms
Number of simultaneously utilizable inputs horizontal configuration	16
Number of simultaneously utilizable inputs vertical configuration	16
Input characteristic curve	IEC 61131-2, type 1
Initial data size	2 Byte
<b>Technical data digital outputs</b>	
Number of outputs	8
Cable length, shielded	1000 m
Cable length, unshielded	600 m
Rated load voltage	DC 24 V
Reverse polarity protection of rated load voltage	-
Current consumption from load voltage L+ (without load)	20 mA
Output current at signal "1", rated value	0.5 A
Output delay of "0" to "1"	max. 100 $\mu$ s

Output delay of "1" to "0"	max. 350 $\mu$ s
Minimum load current	-
Lamp load	5 W
Parallel switching of outputs for redundant control of a load	not possible
Parallel switching of outputs for increased power	not possible
Actuation of digital input	
Switching frequency with resistive load	max. 1000 Hz
Switching frequency with inductive load	max. 0.5 Hz
Switching frequency on lamp load	max. 10 Hz
Internal limitation of inductive shut-off voltage	L+ (-52 V)
Short-circuit protection of output	yes, electronic
Trigger level	1 A
Number of operating cycle of relay outputs	-
Switching capacity of contacts	-
Output data size	1 Byte

### Status information, alarms, diagnostics

Status display	green LED per channel
Interrupts	no
Process alarm	no
Diagnostic interrupt	no
Diagnostic functions	no
Diagnostics information read-out	none
Supply voltage display	none
Group error display	none
Channel error display	none

### Isolation

Between channels	-
Between channels of groups to	8
Between channels and backplane bus	
Insulation tested with	DC 500 V

### Datasizes

Input bytes	2
Output bytes	2
Parameter bytes	0
Diagnostic bytes	0

### Housing

Material	PPE / PA 6.6
Mounting	Profile rail 35 mm

### Mechanical data

Dimensions (WxHxD)	101.6 mm x 76 mm x 48 mm
Weight	226 g

### Environmental conditions

Operating temperature	0 °C to 60 °C
Storage temperature	-25 °C to 70 °C

## Certifications

---

UL508 certification	yes
---------------------	-----

---